



# GPA Trucker USER GUIDE

Georgia Ports Trucker app is developed to help truckers verify PIN, access gate tickets and more.

## Download the App

Search for:



**Apple:** GPA Trucker Georgia Ports Authority



**Android:** GPA Trucker Georgia Port Authority

## Signup

1. Select SIGNUP. You will need a valid TWIC card and a valid email address.
2. Enter your information exactly as it appears on your TWIC card:
  - a. First and last name
  - b. TWIC Expiry Date
  - c. Email address and confirm
3. Verify your email address via the signup email. You will receive a link to create your password.
4. After registering, you can start using the GPA Trucker App.

## Login


5. Enter your registered email and password, then tap the right arrow button to login.
  - a. If Face ID is enabled in Account Profile, tap the Face ID icon to activate facial recognition and access account.
6. You may reset your password within the app. You will need access to your email used to sign up. A one-time passcode will be sent to your email to set up a new password.



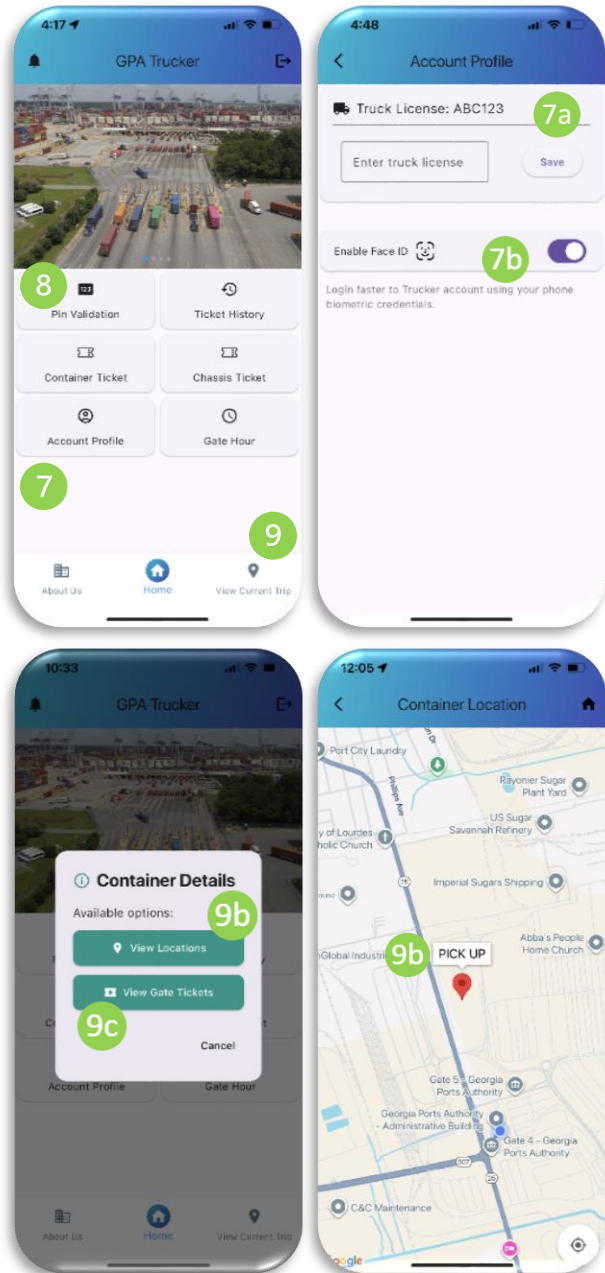


# GPA Trucker USER GUIDE

## GPA Trucker App

7. **Account Profile** Set up your truck license and enable login with Face ID.
  - a. **Enter truck license** and save to get e-ticket or view current trip
  - b. **Enable Face ID** to login faster
8. **Pin Validation** Verify your PIN before arriving.
  - a. Enter PIN Number or Container number (for drop-off only) and submit. If your PIN is valid, the app will inform you of the closest entry gate for your visit.
  - b. If your PIN has expired or is no longer valid, you can address it beforehand with your dispatcher, saving time at the gate.
9. **View Current Trip** View Drop Off/ Pick Up Container Location and gate ticket of your current trip
  - a. **Turn on Notifications** to receive an alert of your current trip.
  - b. **View Locations** view your container drop off or pick up location on a real-time terminal map.
  - c. **View Gate Tickets** access current trip e-tickets and save into Ticket History by using the save icon 


Note: To view/save already completed trip e-tickets, see 10.







# GPA Trucker USER GUIDE

**10. Electronic Gate Tickets** Once you have completed your trip in the terminal, you can still access and save your gate tickets within the app.

a. **Container Ticket** Enter the PIN or Container number and Truck License. Select the transaction then select ticket type to view or save ticket using the save icon 

b. **Chassis Ticket** Enter the PIN or Chassis number and Truck License. Select the transaction then select ticket type to view or save ticket using the save icon 

**11. Ticket History** Your saved tickets can be found in Ticket History. The tickets saved can be shared via various apps on your device by tapping the share icon. 

**12. Gate Hours** Get updates on gate operating hours and rules.

**13. Announcements** Get update on GPA announcements.

**14. About us** Learn more information about Georgia Ports Authority

**15. Logout**

