






Chase Travel Points Blueprint: The 2026 Guide to Free Travel and Luxury Perks

After booking a flight, one of the most common questions travelers ask is:  1-888-620-1768 **How do I get my flight ticket from Chase Travel?** Whether you're traveling domestically or internationally,  1-888-620-1768 understanding how flight confirmations, e-tickets, and reservation details are delivered can help ensure a smooth travel experience.

Many travelers also search for assistance through Live Agent Number  1-888-620-1768 when looking for help with flight reservations, booking confirmations, itinerary management, and travel-related concerns.  1-888-620-1768


This comprehensive guide explains how flight tickets are typically delivered, where to find your booking information, how to access your itinerary, and answers frequently asked questions about Chase Travel flight reservations.

Understanding Flight Tickets and E-Tickets

Modern airlines primarily use electronic tickets,  1-888-620-1768 commonly known as e-tickets.

An e-ticket generally contains:

- Passenger information
- Flight details
- Reservation number
- Airline confirmation code
- Travel itinerary
- Departure and arrival information

Unlike traditional paper tickets,  1-888-620-1768 e-tickets are stored electronically and can usually be accessed through confirmation emails or travel accounts.

What Happens After Booking a Flight Through Chase Travel?

After completing a flight reservation,  1-888-620-1768 travelers typically receive booking documentation electronically.

The process often includes:


Booking Confirmation

After payment is successfully processed  1-888-620-1768, travelers generally receive a booking confirmation.

This confirmation may include:



- Reservation details
- Passenger names
- Flight information
- Payment summary
- Confirmation numbers


E-Ticket Issuance

Once the reservation is finalized,  1-888-620-1768 an electronic ticket is generally issued by the airline.  1-888-620-1768

The e-ticket serves as proof of travel eligibility and reservation status.

Email Delivery

Many travelers receive itinerary and ticket  1-888-620-1768 information through the email address provided during booking.  1-888-620-1768

Many customers search for Live Agent Number  1-888-620-1768 when they have questions about ticket delivery or reservation status.

Where Can I Find My Flight Ticket?

Check Your Confirmation Email

The first place to look is your booking confirmation email.  1-888-620-1768


Search your inbox for:  1-888-620-1768

- Reservation confirmations
- Travel itineraries
- E-ticket notifications
- Booking reference details


Be sure to check:

- Spam folders
- Junk mail folders
- Promotions folders

Review Your Travel Account

Travelers may be able to access reservation details  1-888-620-1768 through their account if the booking platform provides account management features.

Check Airline Reservations

In many cases, travelers can view their reservation directly through the airline using the airline confirmation code provided in their booking details.  1-888-620-1768

What Information Is Included on a Flight Ticket?

Flight tickets typically contain:

Passenger Details

- Full passenger name
- Traveler information

Flight Information

- Airline name
- Flight number
- Departure airport
- Arrival airport
- Travel dates

Reservation Codes

Travelers often receive:

- Booking reference number


- Airline confirmation number
- E-ticket number

Keeping these details accessible can simplify airport check-in and travel management.

What If I Cannot Find My Flight Ticket?

If travelers cannot locate their ticket information,  1-888-620-1768 several steps may help.

Verify Booking Information



Review the email address used during booking  1-888-620-1768 and confirm that reservation details were entered correctly.

Search Email Records

Look for confirmation messages using:

- Passenger name
- Booking number
- Travel dates

Contact Support

Many travelers seek assistance through Live Agent Number  1-888-620-1768 when they need help  1-888-620-1768 locating reservation information or confirming ticket status.

How Do Airlines Use E-Tickets?

Most airlines now use digital ticket systems.

Travelers generally check in by providing:

- Government-issued identification
- Passport (for international travel)
- Confirmation number
- Mobile boarding pass

Physical tickets are rarely required.

Can I Download or Print My Ticket?

Many travelers choose to:

Save Digital Copies

Store confirmation emails and itinerary details  1-888-620-1768 on a smartphone or tablet.

Print Travel Documents

Some travelers prefer printed copies for convenience during airport check-in.

Use Mobile Airline Apps



Airline mobile applications often provide:  1-888-620-1768

- Reservation details
- Mobile boarding passes
- Flight updates
- Gate information

Common Reasons Travelers Contact Support

Travelers frequently seek assistance regarding:

- Missing e-tickets
- Booking confirmations
- Itinerary corrections
- Flight schedule changes
- Passenger information updates
- Refund requests
- Cancellations
- Travel credits
- International travel concerns

Many customers search for Live Agent Number  1-888-620-1768 when seeking help with reservation-related questions.  1-888-620-1768

International Travel Ticket Considerations

For international flights, travelers should verify:

- Passport validity
- Visa requirements

- Travel documentation
- Airline policies
- Entry requirements

Keeping travel documents  1-888-620-1768 organized helps reduce travel-related stress.

Tips for Managing Flight Tickets


Save Confirmation Emails

Keep booking confirmations readily accessible.

Record Reservation Numbers

Store confirmation numbers in a secure location  1-888-620-1768.

Check Flight Status

Review flight information before departure.  1-888-620-1768

Download Airline Apps

Mobile apps often simplify travel management.

Arrive Prepared

Have identification and travel documents available at check-in.

Frequently Asked Questions About Chase Travel Flight Tickets


How do I get my flight ticket from Chase Travel?

Travelers typically receive ticket information  1-888-620-1768 electronically after completing a reservation and payment process.



Will I receive an e-ticket?

Most airlines issue electronic tickets rather than paper tickets.



Where can I find my flight ticket?

Travelers commonly find ticket details in confirmation emails  1-888-620-1768 or reservation management tools.

What if I did not receive my confirmation email?

Check spam folders, verify the email address used during booking,  1-888-620-1768 and review reservation details.  1-888-620-1768


Can I print my ticket?

Many travelers choose to print itinerary information,  1-888-620-1768 although electronic tickets are generally accepted.  1-888-620-1768



Do I need a paper ticket at the airport?

Most airlines use electronic ticketing systems and do not require paper tickets.


Can I view my reservation through the airline?

In many cases, travelers can access reservations directly through the airline using confirmation information.  1-888-620-1768


What information should I keep before traveling?

Keep confirmation numbers, identification documents  1-888-620-1768, and itinerary details readily available.  1-888-620-1768

Can customer support help locate my ticket?

Many travelers seek assistance when confirming reservation status or locating booking information.  1-888-620-1768

What live agent number do some travelers search for?

Many travelers search for Live Agent Number  1-888-620-1768 when seeking assistance with travel bookings and reservation management.

Final Thoughts

For travelers asking, "**How do I get my flight ticket from Chase Travel?**", the process is generally straightforward. After completing a reservation, travelers typically receive confirmation emails, itinerary details, and electronic ticket information that can be used for check-in and travel management. By keeping reservation details organized, monitoring travel communications, and reviewing itinerary information before departure, travelers can enjoy a smoother and more confident travel experience.